



Customization TOOLS

MICROSOFT BUSINESS SOLUTIONS-NAVISION

MICROSOFT® BUSINESS SOLUTIONS-NAVISION® DEVELOPER'S TOOLKIT®

Navision Developer's Toolkit is the integrated tool that helps Microsoft Certified Business Solutions Partners maintain, customize and upgrade Microsoft Business Solutions-Navision.

Partners can work quickly and accurately thanks to the direct link between the Navision development environment and the toolkit. When analyzing or upgrading Navision, you simply switch between screens as you work. The well-laid out and color-coded graphical user interface gives you a clear, in-depth picture of all the elements you are working with, the application code, and the relationship between objects.

Although your customers might never see it at work, Navision Developer's Toolkit will help you secure their satisfaction and loyalty. The toolkit is an essential tool to analyze and maintain Microsoft® Business Solutions-Navision®. It is also the one upgrade tool you, as a partner, need for Navision, and it is a central component of the complete upgrade methodology. With speed, reliability and thoroughness it ensures that your customers will still have the Navision solution they know and are familiar with—the solution with their particular customizations—while including any new features and improvements from new and future releases.

Navision Developer's Toolkit supports and understands the unique, object-based structure of Navision. It is integrated with Navision and has been designed exclusively for the solution. Largely thanks to its clear and well laid out graphical user interface and the analytical tools provided in the toolkit, developers have a better understanding of the architecture of the application and all existing C/AL code.

Thoroughness: Source Analyzer

"The toolkit definitely helps ensure the security of your work. It provides a quick and easy way of tracking where items are linked and used, and to find relationships between objects in the database. Without it you can easily miss a link to an object, but with its well laid-out GUI these details are right in front of you. With Navision Developer's Toolkit, we can give an accurate estimate to our customers of how long the work will take, and because we can see clearly the objects involved, we can also pull up the code for a more detailed analysis."

David Bovey, Consultant/Developer, Cambridge Online, UK

You can clearly see the progress of your work with Navision Developer's Toolkit. Its user interface gives you a complete view of your work. It can be divided up in different screens so you see all the relationships and cross-references between objects. To produce correct

and dependable results, you can go deep into the code and map out and locate the relations between elements.

The Source Analyzer is a cross-reference tool in the toolkit for finding the relationships between objects. It can also find out where in Navision a particular object, field or property is used. The Source Analyzer has several features available to maintain and customize Navision:

- **Where Used:** A tool that allows you to identify where in Navision for example, a specific element or key is used. The Where Used feature allows developers to filter on object types, properties, commands and assignments (see Illustration 1).

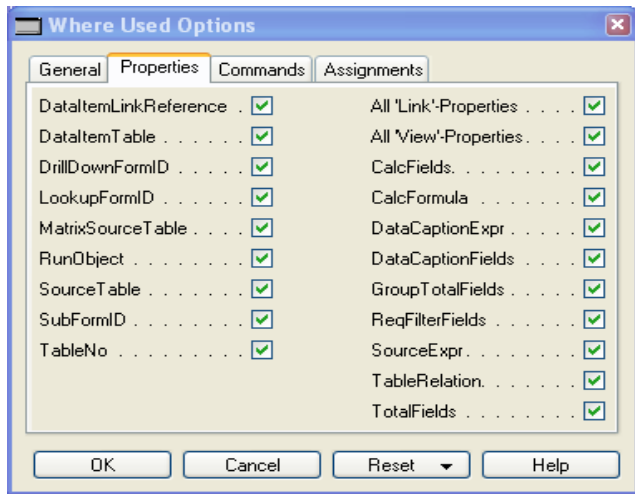


Illustration 1 Where Used Options window

- **Source Finder:** A text search engine. You can type in any text string for a function, for example, the CHANGECOMPANY function, and the Source Finder will locate all the usages of that function throughout the database, so you have a thorough overview of the code.
- **Object Bin:** This is the temporary object workspace. The Object Bin window shows an object in the same way as the Object Administrator window. You can use the Object Bin window to collect different objects in one window. This helps developers to quickly get an overview of the objects used in the marked section, allowing them to dig into the object and view properties and code within the chosen object.

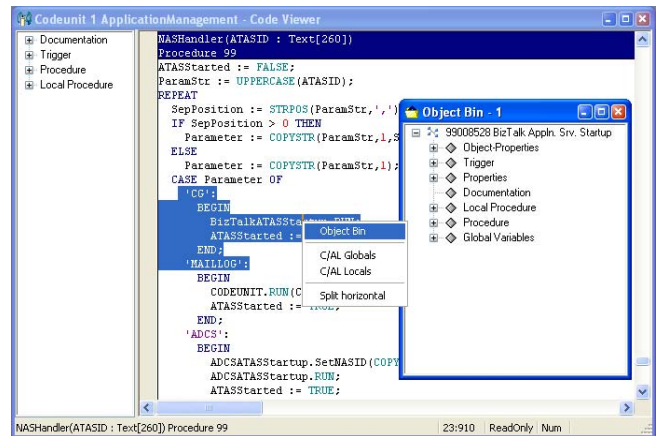


Illustration 2 Here a developer is using the Object Bin feature to see what objects are used in this section of code.

- **Methods Flow:** With Methods Flow, you can explore the functional implementation of a use-case scenario in one window. It shows C/AL code lines grouped by blocks and indicated by keywords, and enables links to C/AL triggers and procedures in any object. Each block can be collapsed and expanded by the user, making navigation easy and efficient.

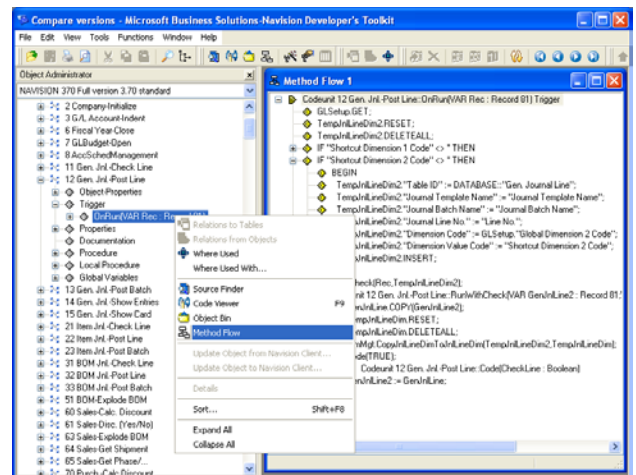


Illustration 3 Methods Flow feature

Together, these features give you a thorough, in-depth view into the application code and all objects' relationships. Such information helps you to better understand the complete solution and its business logic, making it easier for you to avoid potential problems and reduce costs for your customer.

Reliability: Compare & Merge Tool

“The Compare & Merge tool is really beneficial to quickly identify differences between objects. When doing customer upgrades, I love the drag and drop features and the user interface makes work clear and understandable. When making modifications in Navision, I save at least 30 – 40% of time compared to the past, when I was using different tools.”

Don Schwaderer, Product Manager, Navision, Integrated Systems Technology, Dallas, Texas, U.S.A.

You can rest assured that Navision Developer’s Toolkit will support you in your analysis and upgrade work. You can rely on it to give you a complete and accurate view of your work so that you can deliver the highest quality solution to your customers.

For example, when a customer wants to upgrade, the Compare & Merge tool in the developer’s toolkit helps you compare objects from the:

- Old base version of Navision
- Customer’s current version
- New base version

Once a comparison has been made, the Compare & Merge tool enables you to merge these versions into a new version including all customized features. Using color codes (see Illustration 3), it marks any conflicts and changes that exist in the objects and in parts of the objects that cannot be merged, thereby helping you quickly deal with any conflicts that might arise. You can use a wizard to set up the toolkit for upgrades.

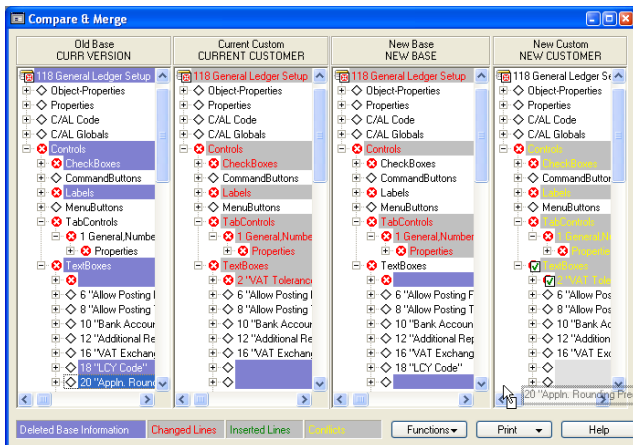


Illustration 3 Color-coding makes it easy to see conflicts in the code as you upgrade work progresses.

Efficiency

“Navision Developer’s Toolkit is a key feature in our development environment. It’s great that we can update data from a running client now, instead of having to export information out of Navision and import it into the toolkit. The GUI makes the toolkit easy to use; it’s transparent and we can see how data is placed and used. In all, we are very happy with the toolkit, and it has saved us a lot of time.”

Mikael Hansen, manager of development and methodology, COR•NATOR, Denmark

Navision Developer’s Toolkit supports the Microsoft SQL Server database. The Microsoft SQL Server can be used as a repository for all relevant Navision information for upgrades. It provides you with a single-user tool to easily and quickly perform full upgrades of your customer’s Navision solution, including all product versions and the results from the compare and merge functionality.

Navision Developer’s Toolkit supports you in working more effectively as a developer and ensures the high level of quality in customizations and upgrades that your customers demand. You can work in the toolkit and update objects directly from multiple clients. It mirrors the information in the client on all objects and any changes that have been made to them for customization purposes. It is easy to update back and forth between the client and the toolkit.

Ongoing Support for Your Upgrade and Maintenance Work

“Navision Developer’s Toolkit goes beyond any other tool I’ve used. It’s a great tool to drill down with, to see properties of fields. If changes haven’t been documented in a version of Navision – for example, if we get a new customer from another reseller – then the Compare and Merge tool is quite useful to find and breakdown the changes that have been made. It definitely aids in making the upgrade more efficient, especially now that you can look straight into live databases, as opposed to exporting objects in text format.”

Andy Patrick, Developer, Technology Management, UK

Navision Developer's Toolkit has matured over the years; it is easier to use and more completely integrated with the Navision solution. For example, the Navision Developer's Toolkit supports the newly introduced XMLport and MenuSuite objects in Navision. Its ongoing evolution demonstrates our commitment to making the toolkit an indispensable upgrading tool for Microsoft Certified Business Solutions Partners. It's a tool that reinforces your investment in Navision and ensures its high quality for your customers.

About Microsoft Business Solutions

Microsoft Business Solutions, a division of Microsoft, offers a wide range of integrated, end-to-end business applications and services designed to help small, mid-market and corporate businesses become more connected with customers, employees, partners and suppliers. Microsoft Business Solutions' applications optimize strategic business processes across financial management, analytics, human resources management, project management, customer relationship management, field service management, supply chain management, e-commerce, manufacturing and retail management. The applications are designed to provide insight to help customers achieve business success. More information about Microsoft Business Solutions can be found at

<http://www.microsoft.com/BusinessSolutions>

Address:

Microsoft Corporation
One Microsoft Way
Redmond, Washington, USA 98052

<http://www.microsoft.com/BusinessSolutions>

© 2004 Microsoft Business Solutions ApS, Denmark. All rights reserved. Microsoft, Great Plains, Navision, Visual Studio, and Windows are either registered trademarks or trademarks of Microsoft Corporation, Great Plains Software, Inc., FRx Software Corporation, or Microsoft Business Solutions ApS or their affiliates in the United States and/or other countries. Great Plains Software, Inc., FRx Software Corporation, and Microsoft Business Solutions ApS are subsidiaries of Microsoft Corporation. The names of actual companies and products mentioned herein may be the trademarks of their respective owners. The example companies, organizations, products, domain names, email addresses, logos, people and events depicted herein are fictitious. No association with any real company, organization, product, domain name, e-mail address, logo, person, or event is intended or should be inferred.

This material is for informational purposes only. Microsoft Business Solutions ApS disclaims all warranties and conditions with regard to use of the material for other purposes. Microsoft Business Solutions ApS shall not, at any time, be liable for any special, direct, indirect or consequential damages, whether in an action of contract, negligence or other action arising out of or in connection with the use or performance of the material. Nothing herein should be construed as constituting any kind of warranty.

The example companies, organizations, products, domain names, email addresses, logos, people and events depicted herein are fictitious. No association with any real company, organization, product, domain name, e-mail address, logo, person, or event is intended or should be inferred. The names of actual companies and products mentioned herein may be the trademarks of their respective owners.